

NEW
EDITION



State of Palestine
Ministry of Education

English for Palestine



مركز المناهج
Curriculum Centre

6A

PUPIL'S BOOK

لتحميل المزيد من الملفات زورونا على موقع المكتبة الفلسطينية الشاملة



State of Palestine
Ministry of Education

NEW
EDITION

English for Palestine

PUPIL'S BOOK **6A**

Authorship & Curriculum Supervisory Committee

Mr Ali Manassra (General Supervision)	Ministry of Education
Mr Othman Diab Amer (Coordinator)	Ministry of Education
Mrs Reem Ayoush	Ministry of Education
Dr Samir M Rammal	Birzeit University
Dr Hazem Y Najjar	Bethlehem University
Mr Hassan Karableyeh	Ministry of Education
Ms Rula Naji Khalil	Ministry of Education
Ms Basima Adel Al-Arooqi	Ministry of Education
Ms Ruqayyah Abdul-Rahman Abu Al-Rub	Ministry of Education
Ms Lina Rasheed Bitar	Ministry of Education
Ms Samiya Qasim Khaleel Obeid	Ministry of Education

Authorship Supervisory Committee (original edition)

Dr Hazem Y Najjar (Head)	Bethlehem University
Dr Salem Aweiss	Birzeit University
Dr Omar Abu Al-Hummos	Al-Quds University
Mr Othman Diab Amer (Rapporteur)	Ministry of Education

English Language Curriculum Team (original edition)

Dr Hazem Y Najjar	Bethlehem University
Dr Salem Aweiss	Birzeit University
Dr Omar Abu Al-Hummos	Al-Quds University
Dr Odeh J Odeh	Al-Najah University
Dr Samir M Rammal	Hebron University
Dr Nazmi Al-Masri	Gaza Islamic University
Ms l'tidal Abu Hamdiyah	Ministry of Education
Ms Majedah Dajani	Ministry of Education
Mr Imad Jabir	Hebron University
Mr Suhail Murtaja	Ministry of Education
Mr Othman Diab Amer (Rapporteur)	Ministry of Education

Contents

Unit and contexts	Language	page
1 My summer holiday – asking and answering questions about your holiday	<i>accident, awful, back, bang, call, crash, fall, miss, stairs, still, summer camp, tired</i> Revise: simple past; asking and answering questions Punctuation: full stops	4
2 Good friends – what makes a good friend – how to deal with difficult situations	<i>anyone, argue, but, cry, give back, go away, invite, lend, problem, quiz, share, someone, understand</i> Punctuation: capital letters Conjunction: using <i>but</i>	12
3 Summer adventures – talking about dates – describing adventures and when something happened – introducing the past continuous	<i>thirteenth, fourteenth, fifteenth, sixteenth, seventeenth, eighteenth, nineteenth, twentieth, twenty-first, thirtieth, adventure, burst, chase, turn (over), when</i> Punctuation: question marks Conjunction: using <i>when</i>	20
4 Films I like – the past continuous with <i>while</i>	<i>attack, diver, fight, funny, mouse, noise, other, ox (oxen), push, safe, together, while</i> Punctuation: commas Conjunction: using <i>while</i>	28
5 REVISION <i>The oxen and the lion</i>	Revision of the language in Units 1–4	36
6 Healthy food – giving advice	<i>(good) advice, a little, because, bottom, burger, fizzy drink, fried, prefer, (food) pyramid, should, soup, sweet, top</i> Conjunction: using <i>because</i>	40
7 The olive trees of Palestine – asking and giving permission – making invitations – offering and accepting help	<i>dish, harvest, hundred (years old), love, may, million, north, oil, soap, thousand, useful, wise</i> Punctuation: exclamation mark Modal verbs: <i>can, may</i>	48
8 Signs around us – asking people to do things – talking about obligation and prohibition	<i>boil, (be) careful, fire, garlic, grass, hungry, must, pepper, (get) ready, salt, sign, smell, stone</i> Punctuation: apostrophe Talking about rules and obligations; giving strong advice; modal verb (<i>must</i>) <i>not</i>	56
9 REVISION <i>Stone soup</i>	Revision of the language in Units 6–8	64
My dictionary		68

My summer holiday

العطلة الصيفية

اسمع وكرر

1 Listen and repeat. Audio 1

حادثة	مرور	يعود	يصاب	يتصل	يصطدم
accident	awful	back	bang	call	crash
يسقط	يفتقد	درج	لا يزال	مخيم صيفي	متعب
fall	miss	stairs	still	summer camp	tired

2 Listen and answer the questions. Audio 2

Rania: اهلا وسهلا

Welcome **back**, Amy!
I missed you. Did you have a nice time at summer camp?



Amy: Yes, I had a great time, but I **missed** you too!


Rania: Oh dear! What happened to your arm?

Amy: I fell down and broke it.

Amy and Ben came back to Palestine. Rania and Amy were talking.

Ben:

We played all day. Amy was very **tired**. Then she had an **accident**. She fell down the **stairs** of the tree house and broke her arm.



Omar: How **awful**!

Amy climbed up the stairs of the tree house and fell back down and then **crashed** into the flowers. She **banged** her head and arm.

Amy:

My friend Ann heard me **fall**. She called a teacher and I went to hospital.



Rania: Phew! Thank goodness!

Amy told Rania about the accident. Amy's friend **called** a teacher and Amy went to the hospital.

Rania:

Did you still have a good time at **summer camp**?



Amy: Oh yes, we had a great time. We played lots of sports and we went swimming every day! Look – my friends wrote their names.

Amy and Ben **still** had fun on their holiday. Amy's arm doesn't hurt anymore.

لم يعد يؤلم

3 Listen and say.


4 Listen and answer the questions.

استمع واجب عن الاسئلة عن الشريط

Audio 3

- 1 Where did Amy and Ben spend their summer holiday?
- 2 What happened to Amy?
- 3 How did Amy break her arm?
- 4 What did Amy bang?
- 5 How did Amy get help?

1 Listen and circle the words you hear. Then match them with the pictures.  **Audio 1**



1 accident **b**

2 awful **d**

3 bang **e**

4 back **c**

5 summer camp **a**

6 miss **f**



7 crash **l**

8 tired **j**

9 still **k**

10 fall **h**

11 call **g**

12 stairs **i**



2 Listen and repeat the passage on page 4.  **Audio 2**

3 Work in groups of four or five. Read the passage on page 4 aloud.

4 Read. Then work in pairs and circle the correct words.

- 1 Amy broke her arm at summer camp / winter camp.
- 2 Amy crashed / banged her head and arm.
- 3 Rania rescued / missed Amy.
- 4 Amy jumped / fell down in the flowers.
- 5 Amy climbed up the shelf / stairs of the tree house.
- 6 Amy called / went to hospital.

Audio 4



1 Listen. Clap or stamp.  clap: 3; stamp 1, 2, 4



2 Read. Then tick ✓ the correct sentences.

- | | |
|------------------------------------------------------|-------------------------------------|
| 1 Ben banged his head and arm. | <input checked="" type="checkbox"/> |
| 2 Amy came back to Palestine. | <input type="checkbox"/> |
| 3 Rania said 'How interesting!' | <input checked="" type="checkbox"/> |
| 4 Amy was tired and she crashed down in the flowers. | <input type="checkbox"/> |
| 5 Amy's arm still hurts. | <input checked="" type="checkbox"/> |
| 6 Ben fell down the stairs. | <input checked="" type="checkbox"/> |



3 Read and complete the sentences.

- Amy had an accident.
- She was at a summer camp.
- Rania said ' How awful! '
- Amy's friend called the teacher.
- Amy climbed up the stairs of the tree house.
- She crashed down in the flowers.



4 Read page 4 and write answers to the questions.

- What happened to Amy? She had an accident, she broke her arm, she banged her head
- How did Rania feel? She missed her, she was not happy/sad
- Where did Amy's accident happen? at a summer camp, in a tree house
- How did Amy have the accident? She fell down the stairs
- Why did Amy fall? She was tired
- Where did Amy fall? Down in the flowers, down the stairs

1

Look and complete the sentences with the correct words.

accident crashed stairs banged fell summer camp



1 Amy had an accident at summer camp.



2 She fell down the stairs.



3 She banged her head and arm and crashed down in the flowers.

2 Work in pairs. Read the sentences in activity 1 aloud.

3 Read and circle the correct words.

- 1 Rania miss / missed Amy in the summer.
- 2 Amy fell / fall down some stairs.
- 3 She bang / banged her head and broke her arm.
- 4 She crashed / crash in the flowers.

درس القواعد على
شكل ضع دائرة

الفعل الماضي

4 Read aloud. Then answer questions.

Where did Amy break her arm?

She broke it at ...

How did Amy break her arm?

She fell down some ...

Who helped Amy?

Ann called ...

1 Read and think. Complete the sentences with correct words.

- 1 **Last summer** Ben and Amy went (go) to a summer camp.
- 2 Amy got (get) tired.
- 3 She climbed (climb) the stairs of the tree house.
- 4 She fell (fall) down the stairs.

درس القواعد
على شكل
اكمل الفراغ
الفعل الماضي

2 Think and write the correct questions and answers.

What did you do in the summer holiday?

- | | |
|------------------------------------------------------------------------------------------------------------------------------------------------------------------------------------------------------------------------------------------------------------------------------------|-------------------------------------------------------------------------------------------------------------------------------------------------------------------------------------------------------------------------------------------------------------------------------------------------------|
| <ol style="list-style-type: none"> 1 did you go where?
<u>Where did you go?</u> 2 did you go? when
<u>When did you go?</u> 3 did you who go with?
<u>Who did you go with?</u> 4 did you do? what
<u>What did you do?</u> | <ol style="list-style-type: none"> a to the beach. i went
<u>I went to the beach.</u> b in August. we went
<u>We went in August.</u> c my family. i went with
<u>I went with my family</u> d in the sea. we swam
<u>We swam in the sea.</u> |
|------------------------------------------------------------------------------------------------------------------------------------------------------------------------------------------------------------------------------------------------------------------------------------|-------------------------------------------------------------------------------------------------------------------------------------------------------------------------------------------------------------------------------------------------------------------------------------------------------|

3 Work in pairs. Ask and answer questions about an accident.

What was the accident?

When did it happen?

How did it happen?

Who helped you?

Were you hurt?

[Empty speech bubble]

1 Listen and answer the questions.



Audio 5

- 1 Who's talking? Ben
- 2 Who's he talking about? Amy
- 3 What happened to Amy? She broke her arm
- 4 Where did she fall? At the summer camp
- 5 Where did Amy go? to hospital

2 Read. Then listen and circle the correct words.



Audio 6

- 1 Rania and Omar missed / helped their friends Amy and Ben.
- 2 Ben and Amy went to a beach / summer camp last summer.
- 3 Amy said 'My arm still hurts / doesn't hurt.'
- 4 Omar said 'How exciting / awful!'
- 5 Amy crashed / ran down in the flowers.

3 Listen and repeat.



Audio 7

My sister had an accident ... she looked for her brown mice
It wasn't very nice
She fell off a tree

Buuuuuzzzzzzzz

went a bee



OOUUUUUCCCHHHH

she cried

And cried and tried

To stop her fall

With a ball

BUT ... she

CRASHED

dooooown in the grass

How **AWFUL!** said my mother. **Thank goodness** it wasn't glass.

4 Work in pairs. Ask and answer questions.

What can you see?

What happened to Amy?

How did Amy break her arm?

Why did Amy fall?


1 Read the clues and complete the crossword.

Across →

- 1 way to go up high **stairs**
- 4 sad not to see someone **miss**
- 6 not stand up **fall**
- 7 need to sleep **tired**
- 8 to come again **back**
- 9 something bad that was not planned **accident**

Down ↓

- 1 be the same **still**
- 2 very very bad **awful**
- 3 a holiday in the summer time **summer camp**
- 5 use the phone **call**
- 8 a loud noise **bang**
- 10 fall very fast **crash**



2 Think and write the correct sentences.

Remember, use a CAPITAL letter at the start of a sentence. Use a full stop at the end of a sentence. **Check the verb!**



Last summer ...

- 1 amy break her arm Amy broke her arm
- 2 she fall down the stairs She fell down the stairs
- 3 amy crash down in the flowers Amy crashed down in the flowers.
- 4 amy go to the hospital Amy went to the hospital

3 Think and write sentences about a summer holiday or places you would like to visit.

4 Write the words. Practise your handwriting.

accident bang miss call back summer camp
tired stairs fall awful still crash


1 Read and complete the sentences. Check your spelling.




1 Welcome back.
We missed you.
Did you enjoy the
summer
camp?



2 The boy ran fast and
didn't see the glass door.
He banged his
head. His mother cried
'Oh no, how awful!'



3 The driver was very
tired.
He did not see the car
and they crashed.



4 The man called
the police. 'There was an
accident',
he said.



5 'How do you feel?' said
the doctor. 'My head
still hurts', said
the man.



6 The kittens tried to climb
the stairs.
One fell
down.

2 Work in groups of three or four. Write a story on a poster.

Our favourite summer holiday / An accident in my summer holiday

1



Last summer we went to Gaza.

2



I had an accident on the beach.

3



I stood on some glass.

4



I went to hospital.


Good friends

1 Listen and repeat. 8

أي شخص anyone	يجادل argue	لكن but	يبكي cry	يرجع give back	يذهب بعيدا go away	يدعو invite
يقرض lend	مشكلة problem	اختبار quiz	يشارك share	شخص ما someone	يفهم understand	

2 Listen and answer the questions. 9


1 : **Amy** Rania, what happened? I don't understand why you are crying.



Rania: I have a problem. I lent Fatima my favourite book, but she left it at home. I need it.

Rania was crying. She had a **problem**. Rania needed her book **but** Fatima left it at home.

2 **Rania:** I like sharing my books with someone but I want them back. I don't like arguing with anyone.




Fatima: Sorry, Rania. I will give back your book.

Amy: Let's go home and do this quiz about friends!

Fatima gave back Rania's favourite book. Rania and Fatima were friends again.

3 **Omar:** Ben, don't be sad.



Ben: Why doesn't Bilal like playing with me?

Ben was very sad. Bilal said to Ben 'Go away! You're not my friend'. Omar said 'We can find someone nice to play with.'

4 **Ben:** Come on Omar. Let's play basketball.



Omar: Hey Ben, let's ask Bilal.

Bilal: I'm sorry Ben.


Ben and Omar wanted to play basketball. Omar saw Bilal. He invited Bilal to play. Ben and Bilal were friends again.

3 Listen and say. 9

4 Listen and answer the questions. 10

- 1 What are Amy and Rania doing? talking
- 2 What is the problem with Fatima? borrowed Rania's book and
- 3 Why are the girls friends again? Fatima gives the book back
- 4 Why is Ben not happy? Bilal tells him to go away

5 Who do you think is clever, Omar or Bilal? Why? Omar because he invites Bilal to play so they are all friends again

1 Listen and circle the words you hear. Then match them with the pictures.  **8**



1 problem **f**

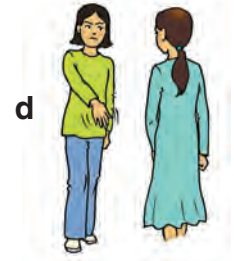

2 go away **d**

3 understand **b**

4 quiz **e**

5 cry **c**

6 invite **a**



7 share **i**

8 anyone **h**

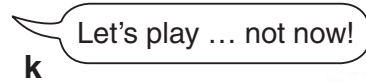
9 lend **l**

10 argue **j**

11 but **k**

12 give back **g**

13 someone **m**



2 Listen and repeat the passage on page 12.  **9**

3 Work in groups of four or five. Read the passage on page 12 aloud.

4 Read. Then work in pairs and circle the correct words.

- 1 I like **sharing** / giving things with my friends.
- 2 I feel sad when **someone** / anything ^{أي شيء} argues with me.
- 3 I like doing a **game** / **quiz** about friends.
- 4 You need to **understand** / make a problem.
- 5 My friends **borrow** / ^{يستعير}lend me their books.
- 6 I **leave** / **invite** my friends to my party ^{حفلة}.

**1 Listen. Say Hurray. Say Boo.****Audio 11**

hurray: 2, 4, 5; boo: 1, 3

**2 Read. Then tick ✓ the correct sentences.**

- 1 Rania lent Fatima a book.
- 2 Amy and Rania did a quiz about friends.
- 3 Fatima wanted to be friends with Rania.
- 4 Bilal told Ben 'Go away! You're not my friend.'
- 5 Omar did not want Bilal and Ben to be friends.
- 6 Bilal said 'I'm sorry!'

**3 Read and complete the sentences.**

- 1 Rania, Amy and Fatima were going to do a quiz about friends.
- 2 It is good to share your things with your friends.
- 3 It is nice to invite your friends to a party.
- 4 It is a problem when my friends do not give back my things.
- 5 You are my friend but please do not argue with me.
I don't argue with my sister my friend argues with his

**4 Read page 12 and write answers to the questions.**

- 1 Why was Rania sad? She lent Fatima a book and Fatima did not give it back
- 2 What did Fatima do? Did not give the book back
- 3 What did Rania, Fatima and Amy do? A quiz about friends
- 4 What did Bilal say to Ben? Go away
- 5 What did Omar do? invited Bilal to play basketball with Ben and him
- 6 Who do you think is a good friend? Omar: he didn't want a problem and his friends to argue

1 Look and complete the sentences with the correct words.

quiz lend share someone crying invite understand
 give back argue problem



1 Please share this game with me. I can't understand how to play it.

2 I am going to ask Amy to come to my party. Is there someone you want to invite?



3 'Don't argue!' said mum. The baby is crying.



4 I have a problem. I don't like to lend things to my friends but I like to invite friends to my house.

5 Look Amy! The quiz says I am a good friend but I need to tell my friends to give back my things!



2 Work in pairs. Read the sentences in activity 1 aloud.

3 Read and circle the correct words.

- Rania and Amy were / was ^{سعيد} happy to do the quiz.
- Fatima was / were not a good friend. She did not give back Rania's book.
- Ben was / were sad and argued with Bilal.
- Omar invited Bilal to play football, we were / was all good friends.

4 Read aloud. Then answer the questions.

- What did Bilal say? He said go away.
- What did Fatima do? She left did not give back book.
- What did Omar do? He invited Bilal and Ben to play.

1 Read and think. Complete the sentences with correct words.

- 1 Ben told (tell) Omar about Bilal.
- 2 Rania lent (lend) Fatima a book.
- 3 Fatima shared (share) a quiz with Rania and Amy.
- 4 Omar invited (invite) Bilal to play football.
- 5 Rania argued (argue) with Fatima about her book.
- 6 Ben cried (cry) when Bilal said 'Go away!'

2 Think and match the correct questions and answers.

- | | |
|------------------------------------|----------------------------------------------------------|
| 1 What did Rania do? c | a Bilal <u>said</u> (say) to him, 'Go away!' |
| 2 Who did Fatima go with? d | b Omar <u>invited</u> (invite) Bilal to play basketball. |
| 3 What did Omar do? b | c She <u>lent</u> (lend) Fatima her book. |
| 4 Why was Ben sad? a | d Amy and Rania <u>went</u> (go) with her. |

3 Work in pairs. Ask and answer questions about a problem.

Why are you sad?
What happened?

What did he/
she do?

What did you do?

What happened
in the end?

1 Listen and answer the questions. 12


Omar: I don't like my friends arguing. It's a problem when they argue. Bilal said 'Go away' to Ben. Ben was very sad and he cried. It is not nice when someone makes my friend cry. Ben and I played basketball. I asked Bilal to play basketball with us. Bilal said sorry to Ben. I don't want Bilal to say bad things again.

- 1 Who's talking? Omar
- 2 What's the problem? Bilal and Ben were not friends
- 3 What did Bilal do to Ben? Said 'Go away'
- 4 How did that make Ben feel? very sad
- 5 What did Omar do? invited Bilal to play with Ben and Omar

2 Read. Then listen and circle the correct words. 13

- 1 Rania lent / lost Fatima a book.
- 2 Fatima needed to give back the book but Fatima didn't share / understand that.
- 3 Rania and Fatima argued / sang.
- 4 Rania cried / invited Fatima to her home.
- 5 Rania, Fatima and Amy did a quiz / game.

3 Listen and repeat. 14



A good friend is someone who shares
 A good friend is someone who understands you
 You want to lend things to a friend
 You don't want to argue with a good friend
 You don't want anyone to cry
 Good friends don't make problems!



4 Work in pairs. Ask and answer questions.

What's a good friend?

What does a good friend do?

What does a good friend not do?

What is a problem with friends?

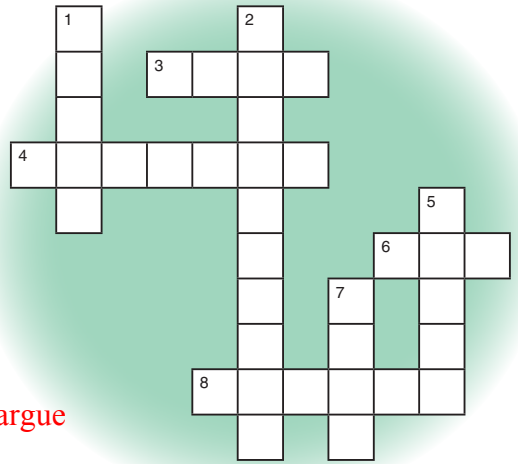
1 Read the clues and complete the crossword.

Across →

- 3 The opposite of borrow. **lend** عكس
- 4 When friends are not happy and do not speak to each other, it is a ..**problem**
- 6 You do this when you are sad. **cry**
- 8 You do this to friends when you have a party. **invite**

Down ↓

- 1 You can do this with a packet of sweets. **share** كيس حلويات
- 2 Good friends ... each other. **understand**
- 5 You do this with someone when they do bad things. **argue**
- 7 A word game you read. **quiz** كلمة



2 Think and write the correct sentences.

Remember, use a CAPITAL letter at the start of a sentence. Use a full stop at the end of a sentence. Join the sentences using **but**. يربط



- 1 rania lent her favourite book to fatima fatima left the book at home
Rania lent her favourite book to Fatima, but Fatima left the book at home.
- 2 rania asked for her book fatima did not have it
Rania asked for her book but Fatima did not have it
- 3 rania needed her book fatima did not understand
Rania needed her book but Fatima did not understand.

3 Think and write questions and answers you can use in a quiz.

4 Write the words. Practise your handwriting.

quiz lend share cry invite understand argue
 give back go away but anyone problem someone

1 Read and complete the sentences. Check your spelling.



1 I need to give
back the book.

2 Rania, I understand,
you lent me the book.

3 Ben, don't cry.
I know it's a problem
^{يعرف} and it makes you sad.



4 When someone
says 'go
away' it makes you feel bad.

5 Rania let's not argue
and invite
Fatima to do this quiz.

6 Fatima, let's share
this quiz.

2 Work in groups of three or four. Make a quiz.

QUIZ TIME

You like football when ...

- 1 ^{كم العدد} How many times a week do you watch football?
1-2 **3-4** **5-6**
- 2 Do you watch football on the TV?
Yes **No**
- 3 How many times a week do you play football?
1-2 **3-4** **5-6**
- 4 Which football team do you like?
^{فريق}

You are a good friend when ...

- 1 You say good things to your friends.
^{غالباً} **often** **sometimes** **never** ^{أبداً}
- 2 You give back things when your friends lend them.
often **sometimes** **never**
- 3 You say bad things to your friends.
often **sometimes** **never**
- 4 You share things with your friends.
often **sometimes** **never**

Summer adventures


What happened to Omar's family car when they were travelling to the farm? (the wheel on the car burst)
 What happened to the sheep on the farm? (a wolf chased them)
 What happened to Amy? (she fell into the river)
 What did Ben's family do on holiday? (they went horse riding)
 What happened to the horses? (they took Ben's family back to the farm)

1 Listen and repeat.

thirteenth fourteenth fifteenth sixteenth seventeenth
 eighteenth nineteenth twentieth twenty-first thirtieth
 adventure burst chase turn (over) when
 مغامرة ينفجر يطارد ينعقب عندما

2 Listen and answer the questions.


1 You had some adventures last summer.



Two of the car wheels burst! The first on the day we were travelling to the farm and the second on the day we left the farm.

Omar's family stayed at their aunt's sheep farm from the 15th–21st of July. A wolf was chasing the sheep when they ran away.


3 Ouch! That hurt!



Oh it did! I went to Jericho and won a bike race. I was looking at my parents and sister when I fell off my bike. Everyone laughed.

Omar was telling Ben about his biking holiday on the 14th of August.


16 Oh Amy, what are you doing? Why are you in the river?



We were going down the river when the boat turned over. My shoes floated in the water!

Amy had an adventure on the 13th of August in England. It was great fun.

4 We stayed in a beautiful valley for three days on summer camp. We were hiking when we saw some baby birds trying to fly.



How wonderful! Well, we were riding horses in England when we lost our way. The clever horses took us back to the farm.


Rania's family went on holiday from the 15th to the 18th of August. Amy's family went horse riding on the 30th of August.

3 Listen and say.

- 1 When did the family travel to the farm? 15th July
- 2 What days did Omar's family stay at the farm last July? 15th–21st
- 3 When did Amy and Ben go in the boat? 13th August
- 4 When did Omar fall? 14th August

4 Listen and answer the questions.



- 5 When did Ben's family go horse riding? 30th August

1 Listen and circle the words you hear. Then match them with the pictures. 

- 1 fifteenth
- 2 twenty-first
- 3 thirteenth
- 4 sixteenth
- 5 eighteenth



- 6 nineteenth
- 7 thirtieth
- 8 twentieth
- 9 fourteenth
- 10 seventeenth



- 11 chase **c** 12 burst **a** 13 when (he fell) **e** 14 turn (over) **b** 15 adventure **d**

2 Listen and repeat the passage on page 20.  16

3 Work in groups of four or five. Read the passage on page 20 aloud.

4 Read. Then work in pairs and circle the correct words.

- 1 We were riding our bikes when Omar's bike **turned over** / jumped.
- 2 The sheep were eating when the wolf **ate** / **chased** them.
- 3 I was driving the car when the wheel **banged** / **burst**.
- 4 Ben and his family had an exciting **problem** / **adventure** last summer holiday.
- 5 Rania and her family were camping from the fifteenth to the **twelfth** / **eighteenth** of August.
- 6 When did Amy and her family go horse riding? The **thirtieth** / **thirteenth** of August.

1 Listen. Clap or stamp. 18

Answers: stamp: 1, 3, 5; clap: 2, 4, 6

2 Read. Then tick ✓ the correct sentences.

- | | |
|--------------------------------------------------------------------------------|-------------------------------------|
| 1 Omar and his family were staying on the farm when the wolf chased the sheep. | <input type="checkbox"/> |
| 2 Omar's family drove to the farm on the thirtieth of August. | <input checked="" type="checkbox"/> |
| 3 Omar was riding a horse when he fell off. | <input checked="" type="checkbox"/> |
| 4 Amy turned over in the boat on the thirteenth of August. | <input type="checkbox"/> |
| 5 Rania and her family were camping from the fifteenth to the eighteenth. | <input type="checkbox"/> |
| 6 Ben's family went horse riding. | <input type="checkbox"/> |

3 Read and complete the sentences.

- We were staying on the farm from the fifteenth to the twenty first of July.
- Your birthday is on the fourteenth of March. My birthday is the next day on the fifteenth.
- We drove back from the farm the day after the twentieth, on the twenty first.
- There are thirty one days in July, the last day is the thirty first.
- Next Friday is the seventeenth. What's Sunday? It's the nineteenth.
- Omar arrived in Jericho on the twelfth but he had an accident two days after, on the fourteenth.

4 Read page 20 and write answers to the questions.

- What was the wolf doing to the sheep at the farm?
The wolf was chasing them/the sheep.
- What happened to the wheels when the family were driving?
The wheels burst
- What happened to Amy's boat in the river?
The boat/It turned over.
- When did the second wheel of the car burst?
The second wheel/It burst on the twenty first/21st.
- When did Amy's family go horse riding?
They went horse riding on the thirtieth of August.
- When were Omar's family at the summer camp?
They were there/at the summer camp between the 15th-18th August.


1 Look and complete the sentences with the correct words.

chasing sixteenth turned over twenty-first thirteenth
 nineteenth burst when



1 The small dog was chasing the big dog when it crashed into a tree.

2 Amy's mum was looking at her calendar. ^{تقويم}
 'Amy you have the dentist on the sixteenth and swimming on the thirtieth.'



3 'Oh no, that's when I was in the river and my boat turned over. That was the thirteenth of August.'

4 We left the farm on the wenty-first and the wheel burst.



2 Work in pairs. Read the sentences in activity 1 aloud.

3 Read and circle the correct words.

- The sheep **was / were** running when the wolf chased them.
- Omar's dad **were / was** driving to the farm when the wheel burst.
- Omar **was / were** riding his bike when he fell.
- Amy **were / was** playing in a boat when the boat turned over.
- Ben and his family **was / were** riding horses when they were on holiday.

4 Read aloud. Then answer the questions.

When did the wheels on the car burst?

They burst on the 15th and the 21st

What did the wolf do?

The wolf chased the sheep.

What happened to Amy's boat?

It turned over in the river.

1 Read and think. Complete the sentences with correct words.

- 1 Last summer omar and his family were driving (drive) to the farm **when** the wheel burst.
- 2 The wolf was chasing (chase) the sheep at the farm **when** they ran away.
- 3 Omar was riding (ride) his bike **when** he fell off.
- 4 It was raining (rain) **when** Amy and Ben went in the river.
- 5 Amy was playing (play) in her boat **when** it turned over.
- 6 Rania and her family hiked (hike) in a beautiful valley.

2 Think and write the correct questions and match them to the answers.

What were they doing in the summer holiday?

- | | |
|-------------------------------------------------------------------------------------------------|----------------------------------------|
| 1 Rania in the valley and her family doing What were? | a She was playing in a boat. |
| <u>What were Rania and her family doing in the valley? They were hiking and watching birds.</u> | |
| 2 was Omar in Jericho doing What? | b They were hiking and watching birds. |
| <u>What was Omar doing in Jericho? He was riding his bike in a race.</u> | |
| 3 was in the river Amy What doing? | c He was riding his bike in a race. |
| <u>What was Amy doing in the river? She was playing in a boat.</u> | |

3 Work in pairs. Ask and answer questions about an adventure you had.

Did you do something exciting last summer?

Yes I did



What did you do?

I went hiking in the valley.
It was late. I slept in the tree house



When did the adventure happen?

It happened last summer.



[Empty speech bubble]


1 Listen and answer the questions.  19

- 1 Who was talking? Omar and Ben's mums
- 2 What was Omar's mum doing when she told the story about the wheels? laughing
- 3 What was Amy doing when she fell into the river? playing in a boat
- 4 What happened to Amy after the accident? she stayed in bed
- 5 What was lovely about Omar's family's summer? Why? camping, there were no accidents

2 Read. Then listen and circle the correct words.  20

- 1 The wolf **chased** / played the sheep.
- 2 The boat **crashed** / **turned over** in the river.
- 3 The wheels **banged** / **burst** when Rania's family drove to the farm.
- 4 Amy's family went horse riding on the **thirtieth** / **thirteenth** of August.
- 5 Omar was riding his bike in a race in Jericho on the **fifteenth** / **fourteenth** of August.


3 Listen and repeat.  21



The bike was going along the road with a ...
 Bump, bump, bump
 When
 Crash, bang, OUCH! I fell off.
 The boat was going along with a ...
 Splash, splash, splash
 When
 Gurgle, gurgle, gurgle
 It turned over ...



The dog was chasing the cat with a
 Meow, bow-wow, meow
 When
 Hisssssssssss, yowl, hissssssssss
 The cat jumped out of the way!
 Bump, crash, bang
 Splash, gurgle, gurgle
 Meow, bow-wow
 And a hissssssssss, ouch, yowl!



Bow Wow

4 Work in pairs. Ask and answer questions.

The boy was riding a bike.

bump, bump, bump

The girl was riding a boat

What were they doing?

What was the sound of the bike?

What was the dog doing?

What was the splash splash sound?

gurgle, gurgle

the dog was chasing the cat

1 Read and write.



- Omar's family were staying on the farm from the fifteenth (15th) to the twenty-first (21st) of July.
- Rania's family were camping from the 15th/fifteenth to the 18th/eighteenth of August.
- Amy was playing in the river on the 13th/thirteenth of August when her boat turned over.
- Omar was riding his bike in Jericho on the 14th/fourteenth of August when he fell off.

2 Think and write the correct sentences.

Remember, use a CAPITAL letter at the start of a sentence. Use a full stop at the end of a sentence. Join the sentences using *when*.



- amy was playing in a boat it turned over
Amy was playing in a boat when it turned over.



- Omar was riding his bike he fell off
Omar was riding his bike when he fell off.



- the family were driving to the farm the wheel burst
The family were driving to the farm when the wheel burst.


3 Think and write sentences about an adventure.

4 Write the words. Practise your handwriting.

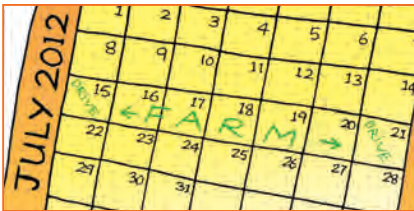
thirteenth fourteenth fifteenth sixteenth seventeenth
 eighteenth nineteenth twentieth twenty-first thirtieth
 when chase burst turn over adventure

1

Read and complete the sentences. Check your spelling.



- 1 We were camping on the fifteenth, sixteenth, seventeenth and eighteenth of August.
- 2 I was floating in the river when my boat turned over. Ben and I were on a summer camp, we arrived on the twelfth of August and it happened the next day, the thirteenth of August. What an adventure!
- 3 Omar was riding his bike in Jericho when he fell. It was the fourteenth of August.



- 4 Omar's dad was driving to the farm when his wheel burst. The family stayed on the farm five days, they travelled on the fifteenth and left on the twenty-first of July.
- 5 when the second wheel burst Omar's dad was driving home on the twenty first of July.
- 6 The sheep were running when the wolf chased them.

2

Work in groups of three or four. Make a word cloud.



Films I like


الافلام التي احبها

1 Listen and repeat. 22

يهاجم	غواص	يقاثل	ممتع	فأر	ضجيج
attack	diver	fight	funny	mouse	noise
آخر	ثور (oxen)	يدفع	آمن	معا	بينما

2 Listen and answer the questions. 23


1 **Amy** A cat crashed into a tree while it was chasing the mouse.



Rania And then what happened?

Amy While the dog was chasing the cat, the mouse hid and watched it.

Omar I saw a great film. The dolphin swam under the diver and pushed him to his boat.



Ben What happened to the diver?

Omar He was fine! The dolphin rescued him!

Amy told Rania about a funny cartoon. A dog was chasing a cat and a cat was chasing a mouse. And then an angry ^{رَسُول} ^{رَجُل} man got up when he heard the noise and chased them all.


Omar told Ben about a rescue film. A dolphin rescued a diver when he got tired and stopped swimming. The dolphin kept the diver safe.

3 **Omar's dad** Oxen need to stay together then they are safe.



Omar mum Oh no, poor ox!

Amy's mum While big green fish were fighting, the small orange fish took their food.



Amy's dad How clever! While the small orange fish was eating the food, it hid under a green plant.

Omar's parents watched a film about tigers. The young ox was not near the other oxen. While the young ox was eating, the tiger attacked it.


Amy's parents watched a film while she was doing her homework. They told her about the film.

3 Listen and say.

4 Listen and answer the questions. 24

- 1 The dog chased the cat and mouse.
- 2 It rescued the diver.
- 3 To stop tigers attacking them
- 4 It ate their food/hid under a plant

Everyday English Poor ox! Poor ...!
How clever!

1 Listen and circle the words you hear. Then match them with the pictures.  22



1 attack **b**


2 diver **d**

3 ox **a**

4 fight **e**

5 mouse **c**

6 while **f**



7 together **j**

8 push **g**

9 other **h**

10 funny **i**

11 noise **k**

12 safe **l**



2 Listen and repeat the passage on page 28.  23

3 Work in groups of four or five. Read the passage on page 28 aloud.

4 Read. Then work in pairs and circle the correct words.

- 1 The girl was pushing / speaking her friend.
- 2 The tiger was playing / attacking the young ox.
- 3 The small orange fish took the food while the big fish were fighting / eating.
- 4 I did my homework while / then my parents were watching a film.
- 5 The mouse ran and hid in its house. The mouse was happy / safe.
- 6 Let's go to the cinema together / other.

1 Listen. Thumbs up or thumbs down. 25

Answers: thumbs up 4, 5; thumbs down 1, 2, 3

2 Read. Then tick ✓ the correct sentences.

- | | |
|--------------------------------------------------------------------|-------------------------------------|
| 1 The dolphin pushed the diver to his boat. | <input type="checkbox"/> |
| 2 The small fish took the food while the big fish were sleeping. | <input checked="" type="checkbox"/> |
| 3 The tiger attacked the ox. | <input type="checkbox"/> |
| 4 The oxen always stay together. | <input checked="" type="checkbox"/> |
| 5 The mouse, dog and cat made lots of noise and the man got angry. | <input type="checkbox"/> |
| 6 Amy said 'The cartoon about the cat, dog and mouse is funny.' | <input checked="" type="checkbox"/> |

3 Read and complete the sentences.

- The dog chased the cat while the cat was chasing the mouse.
- The dolphin pushed the diver to his boat.
- The diver was tired and stopped swimming.
- The small orange fish was safe under the green plant.
- The dog, cat and mouse made lots of noise.
- The tiger attacked the ox.

4 Read page 28 and write answers to the questions.

- What was the dolphin doing to the diver? The dolphin was pushing him/the diver
- What was the cat chasing? the cat was chasing the mouse
- What was the tiger attacking? The tiger was attacking the ox
- Why was the small orange fish under the plant? the small orange fish was hiding. It was safe.
- What did Amy think about the cartoon? Amy thought the cartoon was funny
- What do oxen need to do to stay safe? Oxen need to stay together

1 Look and complete the sentences with the correct words.

pushing attacked fighting mouse while diver safe
noise together funny



1 The dolphin was pushing the diver to the boat.



2 The green fish were fighting and the orange fish was safe under the plant.



3 The tiger attacked the young ox but the older oxen stayed together.



4 The man was chasing the mouse, cat and dog and made lots of noise.



5 The cat crashed into a chair while it was chasing the mouse. This was very funny.

2 Work in pairs. Read the sentences in activity 1 aloud.

3 Read and circle the correct words.

- The dolphin pushed the diver to his boat while the other divers were / was watching.
- The older oxen were safe together while the tiger were / was attacking the younger ox.
- The man watched while the dog were / was chasing the cat and the mouse.
- The mouse watched while the dog was / were chasing the cat.
- The orange fish hid while the green fish was / were fighting.

4 Read aloud. Then answer the questions.

What happened while the oxen were eating?

While the oxen ...

What happened while the diver was swimming?

While the diver ...

What happened while the dog was chasing the cat?

While the dog ...

1 Read and think. Complete the sentences with correct words.

- 1 The dog chased the cat while the cat was chasing (chase) the mouse.
- 2 The cat crashed into a tree while it was chasing (chase) the mouse.
- 3 The tiger attacked the young ox while the older oxen were eating (eat).
- 4 The orange fish hid while the green fish were fighting (fight).
- 5 Other divers watched the dolphin while it was pushing (push) the diver to the top of the water.
- 6 The big green fish fought while the orange fish was hiding (hide) under the plant.

2 Think and write the correct answers.

What were they doing?



cat / chase / mouse The cat was chasing the mouse.



1 fish / hide / plant The fish was hiding under the plant.



2 oxen / eat / together The oxen were eating together.



3 tiger / attack / ox The tiger was attacking the ox.


3 Work in pairs. Ask and answer questions about a film you saw.

What did you watch last night?



Why was it funny?

What happened next?



[Empty speech bubble]

1 Listen and answer the questions.



- 1 Who's talking? Ben and Omar's dad
- 2 What film was Ben's dad talking about? the film about fish
- 3 What film was Omar's dad talking about? about the tiger and ox
- 4 Who watched the funny film? Amy
- 5 Why couldn't the young ox run away? the tiger was very fast

We were watching a great film last night!



Oh? Tell me about it.

2 Read. Then listen and circle the correct words.



27

- 1 The other divers watched while the dolphin push / was pushing the tired diver.
- 2 The tiger attacked / attacking the young ox while the older oxen were eating together.
- 3 The dog watched while the cat chased / was chasing the mouse.
- 4 The mouse, dog and cat made / making a noise while the man was sleeping.
- 5 The orange fish ate / eating the food while the green fish were fighting.

3 Listen and repeat.



28

What were you doing?

What were you thinking!

I was playing a game!

I was feeling happy.

Where were you going?

When were you going?

I was going to the cinema.

I was going last Saturday.

Who were you with?

What were you watching?

I was with my friend.

We were watching a film!



4 Work in pairs. Ask and answer questions.

What were they talking about?

What did they watch?

Who was watching the film about fish?

Who was watching the film about oxen?


1 Read and write.

1 What did the dolphin do?

I pushed the diver while the other divers were watching.



The dolphin pushed the diver while the other divers were watching.



2 Why was the orange fish hiding?

The orange fish hid while the green fish were fighting

I wasn't safe. They were attacking the plants together!

3 Why was the mouse angry?

Stop that noise!



The mouse was angry because the oxen were fighting/ making a noise.

2 Think and write the correct sentences.

Remember, use a CAPITAL letter at the start of a sentence. Use a full stop at the end of a sentence. Join the sentences using while.



1 amy's parents watched a film she was doing her homework

Amy's parents watched a film while she was doing her homework.

2 the orange fish took the food the green fish were fighting

The orange fish took the food while the green fish were fighting



3 the wheel burst the family were driving to the farm

The wheel burst while the family were driving to the farm.

3 Think and write sentences about a film you saw.

4 Write the words. Practise your handwriting.

ox attack noise fight funny while other
 together mouse diver push safe

1 Read and complete the sentences. Check your spelling.

- 1 Don't push me. It's my cheese! Go and eat the other cheese.



Help me!

- 2 The mouse was helping the diver.
'You are safe now', it said.



- 3 The tiger attacked the oxen while they were fighting.



- 4 The children banged on the piano while they were playing together.

- 5 The children were making lots of noise but they were very funny.

- 6 The children banged on the piano while mum was watching them.



2 Work in groups of three or four. Make a comic strip.



Revision

1 Listen and read. 29



Once upon a time, there were two oxen. They were very good friends. They ate and played together. One day they were eating when a lion saw them. He was hungry. He wanted to eat them. The lion had an idea.




The lion spoke to the brown ox while the black ox was eating. The lion told the same story to the brown ox. The lion wanted the oxen to argue and fight.

2 Listen and say. 29

3 Listen and answer the questions. 30

4 Work in groups of four. Read the passage aloud.



The lion spoke in a quiet voice to the black ox while the brown ox was eating. The lion wanted to eat the oxen but the two oxen together were very strong. He could not fight them together.



The lion was clever. The lion watched the oxen while they were fighting. The oxen were getting tired when the lion attacked the brown ox. The lion ate the brown ox. The black ox had no friends. He was not strong. The lion attacked him while he was sleeping. The lion ate the black ox.

- 1 How did the lion feel? he wanted to eat the oxen
- 2 What did the lion do? made the oxen argue
- 3 What did the oxen do? listened to the lion
- 4 Who was the cleverest? the lion
- 5 Why did the oxen fight? They were angry with each other
- 6 What would you say to the oxen? don't listen to the lion.

1 Listen. Say Hurray or Boo.  31

Answers: hurray 1, 3, 4, 6; boo 2, 5



2 Read and match.

- | | | |
|-------------------------------|---|----------------------------------------------------|
| 1 Once upon a time two oxen | d | a the lion watched them while they were eating. |
| 2 The oxen were | c | b them argue and fight. |
| 3 But they didn't know | a | c very good friends. They did everything together. |
| 4 The lion was clever it made | b | d were eating together. |

3 Look at the pictures and write the sentences.



1 Once upon a time there were two oxen. _____



2 _____



3 _____

4 _____




5 _____

4 Look and complete the sentences.



The lion wanted to eat the two oxen.



You are stronger/cleverer than the brown ox.



The oxen argued and fought.



The two oxen were not together.



The lion chased/attacked/fought the brown ox while they were not together.



The lion slept and was very happy.

1 Look and complete the sentences with the correct words.

fell burst cry invited summer camp problem stairs
 fifteenth twenty-first

1 Amy broke her arm in an accident at a summer camp.
 She fell down the stairs of the tree house.



2 Bilal made Ben cry. He did not want to play with Ben. Ben told Omar his problem. Omar invited Bilal to play football with them. Now they are all good friends.



3 Omar's dad was driving when two wheels burst.
 The first burst on the fifteenth and the second on the twenty-first of July.



2 Work in pairs. Read the sentences aloud.

3 Read and circle the correct words.

- Amy **had** / has an accident. She **crashed** / crashes down the stairs and banged her head.
- Rania **was** / is not happy. She lent her book to Fatima but Fatima **does not** / **did not** give back the book.
- Rania, Amy and Fatima **did** / do a quiz. They **were** / is friends again.
- Omar and his family **were** / was camping from the 15th to the 18th August. They **had** / have fun!

4 Read aloud.

Two oxen were very good friends. They were always together. While a lion was watching them he had an idea. He wanted to eat them.

The lion said to the brown ox, 'You are stronger than the black ox.'

The lion said to the black ox, 'You are stronger than the brown ox.'

The black ox told the brown ox he was stronger. The oxen argued. They did not stay together.

First the lion ate the brown ox. Then the lion ate the black ox. The lion was very happy.

This story tells you that ...

1 Listen and answer the questions.  32

2 Read and complete the sentences.

- 1 Who is talking?
- 2 What was Amy doing? What happened?
- 3 What was Ben doing?
- 4 What were the questions about?
- 5 What were the boys doing?
- 6 What were the girls doing?
- 7 How did Omar know the colours of Manchester United?

Answers: 1 Amy, Rania, Ben and Omar 2 playing a hopping game, she crashed into a tree, she wasn't looking 3 reading a quiz 4 football 5 reading and doing the quiz 6 doing the hopping game 7 He had a t-shirt.

burst seventeenth together thirtieth
noise turn over



Let's jump on the balloons!

- 1 On the seventeenth of August, Ben and Amy were swimming together when there was a big noise. A boat had turned over near them.
- 2 It was Omar and Rania's birthday on the thirtieth of August. They were playing a game called 'burst the Balloon' when Ben and Amy called. 'Happy Birthday', they said together. 'Sorry we can't be with you.'

3 Work in pairs. Ask and answer questions about something funny.

What was funny?

When did it happen?

Then what happened?

What were you doing?



4 Work in pairs. Choose a task from Units 1-4. Then talk about it to another pair.

5 Whole class. Choose a song or rhyme from Units 1-4.

Healthy food

1 Listen and repeat. 33

(good) advice نصيحة قليل لان قاع برجر مشروب غازي مقلي
prefer (food) pyramid should soup sweet top
يفضل الهرم الغذائي يجب شوربة حلو قمة

2 Listen and answer the questions. 34


Ben: Amy, we call this a food pyramid. It shows you the food you should eat.



Amy: Should I eat ice-cream?

Ben: Yes, but only a little because it's very sweet. Vegetable soup is good for you!

Omar: Should I eat rice and meat?




Mr. Ali: Yes, you should. Rice and meat are good for you because they make you strong.

The top of the pyramid shows foods you should only eat sometimes. The bottom of the pyramid shows foods you should always eat.

Mr Ali's class are talking about food. They can eat all the food but they should only eat a little of some foods. That is good advice.


Ranja's dad: Let me think, because fried food makes you fat. It's not healthy.



Rania's mum: You shouldn't eat lots of fried food.

Rania: Why shouldn't we eat lots of fried food?

Amy: Let's go on a picnic! I prefer healthy food. We should take some bread, vegetables, fruit and a little meat.



Ben: We should take lots of water to drink because it's good for us. We shouldn't buy fizzy drinks or burgers.

Mum thinks Rania and Omar should eat lots of fruit and vegetables because they are healthy.

The children should not drink fizzy drinks because they are very sweet.


3 Listen and say. 34


1 What does a food pyramid show?
2 Why should you only eat a little ice-cream?


4 Listen and answer the questions. 35


3 Why should you eat lots of vegetables?
4 Why shouldn't you eat lots of fried food?
5 Why shouldn't you drink lots of fizzy drinks?


Answers: 1 Healthy and not healthy food 2 It's very sweet 3 they are healthy 4 they make you fat, they are not healthy 5 they are very sweet


1 Listen and circle the words you hear. Then match them with the pictures.  33


a  d
1 fizzy drink


b  a
2 sweet


c  b
3 fried

d  e
4 burger


e  c
5 food pyramid


f  g
You shouldn't eat lots of fried food!


h  I don't like ice-cream. I _____ fruit!


i  I like soup _____ it's healthy.

- 6 good advice g
- 7 prefer g
- 8 because i
- 9 top m
- 10 should k
- 11 a little j
- 12 soup l
- 13 bottom f

j  ←

k 

l 

m  ←

2 Listen and repeat the passage on page 40.  34

3 Work in groups of four or five. Read the passage on page 40 aloud.

4 Read. Then work in pairs and circle the correct words.

- 1 We should / should not eat lots of fried food.
- 2 Ice-cream is very sweet. You should only eat a little ice-cream. It's at the bottom / top of the food pyramid.
- 3 You should eat a lot of / a little cake.
- 4 Burgers / Vegetable soup is a healthy food. You can find it on the bottom of the food pyramid.
- 5 We prefer water / fizzy drinks because it is healthy.
- 6 My dad said 'You should only eat fried food sometimes.' That's good answer / advice.

36

**1 Listen. Clap or stamp.**

Answers: clap 1, 4, 5, 6; stamp 2, 3

2 Read. Then tick ✓ the correct sentences.

- 1 The food pyramid shows you what food is healthy and what is not healthy.
- 2 You should eat lots of fried food.
- 3 Rania prefers healthy food.
- 4 Mr Ali says meat and rice are healthy foods because they make you strong.
- 5 Mum says 'You should eat lots of fruit and vegetables.'
- 6 Amy prefers fizzy drinks and burgers for a picnic.

3 Read and complete the sentences.

- 1 I should eat lots of healthy food.
- 2 Healthy food is good for you because it makes you strong.
- 3 Amy prefers healthy food. She wants to take bread and a little meat to the picnic.
- 4 You shouldn't eat lots of fried food. It is not healthy.
- 5 You should always eat healthy food. You can see healthy food on the bottom of the food pyramid.
- 6 You can eat a little ice-cream but not every day.

4 Read page 40 and write answers to the questions.

- 1 What are Ben and Amy looking at? food pyramid
- 2 Why does Mr Ali say meat and rice are good for Omar? because it makes you strong
- 3 What food does Amy prefer? fruit and vegetables/healthy food
- 4 Why should you only eat a little fried food? because it makes you fat
- 5 Why are fizzy drinks not healthy? they are very sweet
- 6 What foods should you only eat a little of? ice-cream/fried foods

1 Look and complete the sentences with the correct words.

good advice should soup healthy top
because prefers food pyramid



1 Mum cooks vegetable ^{يطبخ} soup. It's very healthy.

2 Dad gives me some good advice.
You should sometimes eat fried food. It is at the top of the food pyramid.



3 Rania prefers fruit because it is healthier than ice-cream.

4 Mr Ali says 'You should eat meat and rice. Look at the food pyramid, here is the rice and here is the meat.'



You shouldn't eat lots of fried food!



2 Work in pairs. Read the sentences in activity 1 aloud.

3 Read and circle the correct words.

- 1 Ben show / shows Amy a food pyramid.
- 2 Mr Ali talks / talk about healthy food.
- 3 Mr Ali tell / tells the children meat and rice makes you strong.
- 4 Rania's dad say / says 'Fried food makes you fat.'
- 5 Now Rania, Ben, Amy and Omar know / knows more about the food pyramid..
- 6 They do not want / wants to buy fizzy drinks or burgers.

4 Read aloud. Then answer the questions.

What food should you eat sometimes?

You should eat ...

What is healthy food?

Healthy food is ...

Why should you eat healthy food?

You should eat healthy food because ...

1 Read and think. Complete the sentences with correct words.

- 1 Amy should eat vegetable soup because it is (be) good for her.
- 2 Rania shouldn't eat lots of fried food because it makes (make) her fat.
- 3 The children shouldn't drink fizzy drinks because they are (be) very sweet.
- 4 Omar should have rice and meat because they make (make) him strong.


2 Think and write the correct answers.

What should / shouldn't they do?

	eat / healthy	<u>You should eat healthy food.</u>	
	1 only eat / a little ice-cream	<u>You should only eat a little ice-cream.</u>	
	2 eat / meat and rice	<u>You should eat meat and rice.</u>	
	3 eat / lots of / fried food	<u>You shouldn't eat lots of fried food.</u>	
	4 buy / burgers / fizzy drinks	<u>You should not/shouldn't buy burgers or drink fizzy drinks</u>	

3 Work in pairs. Ask and answer questions about food and drink.

37

1 Listen and answer the questions. 

- 1 Who's talking?
 2 Who are they talking about?
 3 What did Amy want?
 4 What did Ben say? Why?
 5 What did both children want?
- 1 the two mums/Ben and Omar's mum/Rania and Amy's mum
 2 Ben and Amy
 3 she wanted ice-cream
 4 she should only eat a little ice-cream because it is very sweet
 5 ice-cream

2 Read. Then listen and circle the correct words. 

- Ben showed / show Amy a food pyramid.
- Amy wants / wanted to eat ice-cream.
- Ben say / said 'You should only eat a little ice-cream.'
- Mr Ali tell / told the class 'You should eat rice and meat.'
- Rania asked / ask her dad 'Why shouldn't I eat fried food?'
- The children went / go on a picnic.

3 Listen and repeat.  39



Ice-cream, chocolate cake, fries.
 Ice-cream, chocolate cake, fries.

Should I eat them? Should he eat them? Should they eat them?

Yes, I should. Yes, he should. Yes, they should.

Only eat a little. Only eat them sometimes. Don't eat lots!



Carrot soup, vegetables, fruit.
 Carrot soup, vegetables, fruit.



Should I eat them? Should she eat them? Should we eat them?

Yes, I should. Yes, she should. Yes, we should.

Eat lots of them. Eat them always. Eat them often!

4 Work in pairs. Ask and answer questions.

- | | |
|-----------|--------|
| a little | lots |
| sometimes | always |
| never | |

What should you eat?

What shouldn't you eat?

How much should I eat?


How often should I eat it?

1 Read and write.


Name of friends	What's your favourite food?	What food don't you like?
Anna	chocolate	salad

2 Think and write the correct sentences.

My favourite food is burger and fried potatoes.



Remember, use a CAPITAL letter at the start of a sentence. Use a full stop at the end of a sentence. Give good advice! Use the word *because* to give a reason.



I love salad!

1 you/lots of fried food/makes/fat/and/not healthy

You should not eat lots of fried food
Fried food makes you fat and it is not healthy.

2 you/lots of salad/vegetables/healthy

You should eat lots of salad because
vegetables are healthy.

3 Think and write sentences about your friends' food and drink.

4 Write the words. Practise your handwriting.

burger fried because prefer sweet fizzy drink a little
 good advice should food pyramid top soup bottom

1 Read and complete the sentences. Check your spelling.



1 You should not eat big burgers because they make you fat. You should eat lots of salad.

2 You should not eat lots of fried food. You can see this food at the top of the food pyramid.




3 You should only eat a little ice-cream because it is very sweet.

4 Hassan says 'I don't like fizzy drinks. I prefer to drink water.'



5 Vegetable soup is good to eat because it is a healthy food.




6 The food pyramid shows you food that is healthy and food that is not healthy. It gives you good advice!

7 The bottom of the food pyramid shows you why you should eat lots of rice and bread.

2 Work in groups of three or four. Make a poster showing food that is healthy and not healthy.

You should eat lots of fruit. You should sometimes eat fried food. You should not eat lots of sweet food. You should eat a little burger. You should drink lots of water.



اشجار الزيتون في فلسطين The olive trees of Palestine

1 Listen and repeat.

طبق dish	حصاد harvest	مئة hundred	(years old)	يحب love	ربما may
مليون million	شمال north	زيت oil	صابون soap	الف thousand	مفيد useful
					حكيم wise

2 Listen and answer the questions.

1

Omar: Grandpa, how old are these trees?

Grandfather: Oh, let me think. My grandfather planted some of these trees, they are more than 150 years old.

Omar and Rania are visiting their grandfather's olive farm. Some olive trees are very old but you can harvest olives from them.

3

Grandmother: Rania, there is olive oil in the fatoush. We use olive oil in many dishes.

Grandfather: Palestinians were growing olives here more than 5,000 years ago!

There are millions of olive trees in Palestine. Lots of them are in the north of Palestine.

3 Listen and say.

- Who did Omar and Rania visit? grandfather
- What grows on the farm? olives
- Who planted some of the olive trees? Omar's great grandfather
- How many olive trees are there in Palestine? millions

4 Listen and answer the questions.

2

Rania: I love your olives! May I try one? What do you do with them?

Grandmother: Oh of course, go ahead. We eat them and we make olive oil! We use olive oil in some medicines and we make soap, too. Would you like to help me make soap?

Rania: Yes, I'd love to!

Rania and her grandmother are in the kitchen. They are talking about olives. Olives are very useful.

4

Omar: Grandfather, what's this place? What do you do here?

Grandfather: In this place we collect the olives after we harvest them. Then we press the olives and get olive oil.


Omar: May I help you?

Grandfather: Yes, sure.

Omar and his grandfather are in a big place. In this place Omar's grandfather gets olive oil. He is wise because he knows that olives are very healthy.

Everyday English

Yes, of course.
Go ahead.
May I help you?
Yes, sure.
I'd love to help.

1 Listen and circle the words you hear. Then match them with the pictures.  4041

a Please
I help?

b **1,000**



d **100**

1 may **a**

2 love **e**

3 soap **c**

4 hundred (years old) **d**

5 thousand **b**

6 million **f**

7 north **g**



f **1,000,000**



j
8 harvest



k
9 wise



h
10 dish



l
11 useful



i
12 oil

2 Listen and repeat the passage on page 48.  41

3 Work in groups of four or five. Read the passage on page 48 aloud.

4 Read. Then work in pairs and circle the correct words.

- 1 Rania wanted to try an olive, she said 'May / Should I try one?'
- 2 Rania's grandmother told her 'I make cakes / soap from olive oil.'
- 3 Omar's grandfather told him there were olive trees in Palestine 500 / 5,000 years ago.
- 4 Millions of olive trees grow in the ^{جنوب} south / north of Palestine.
- 5 Farmers harvest / cook the olives and then press them to get oil.
- 6 You can make many glasses / dishes of food from olive oil.

43

1 Listen. Say Hurray or Boo.

Answers: 1 hurray 1, 4, 5; boo 2, 3, 6

2 Read. Then tick ✓ the correct sentences.

- | | | |
|---|----------------------------------------------------------|-------------------------------------|
| 1 | There are millions of olive trees in Palestine. | <input type="checkbox"/> |
| 2 | Rania loves to eat dates. | <input checked="" type="checkbox"/> |
| 3 | Palestinians grew olive trees more than 5,000 years ago. | <input type="checkbox"/> |
| 4 | We can make many Palestinian dishes from olive oil. | <input type="checkbox"/> |
| 5 | We can't make useful things from olive oil. | <input checked="" type="checkbox"/> |
| 6 | We can harvest olives from olive trees. | <input type="checkbox"/> |

3 Read and complete the sentences.

- Rania said 'Grandma, May I try an olive?'
- When you want to say you like something very much, you say you love it.
- The number one thousand is less than one million but more than one hundred.
- Many olive trees grow in the north of Palestine.
- Rania's grandmother is also wise, she can make many useful things from olive oil.
- You can make many dishes from olive oil.

4 Read page 48 and write answers to the questions.

- What do Rania and Omar's grandparents grow on their farm? olive trees
- Where can you find the biggest number of olive trees in Palestine? in the north
- What useful things can you make from olive oil? soap, some medicines
- What do farmers do after they harvest olive trees? press the olives
- When did Palestinians start to grow olive trees? 5,000 years ago
- How many olive trees are there in Palestine? millions

1 Look and complete the sentences with the correct words.

millions loves harvest hundred oil may thousand north



1 Amy was hungry, she said ‘ May _____ I try one?’ She loves _____ olives.

2 Olive trees can grow for more than one hundred and fifty years. There are millions of olive trees in Palestine.



3 First you need to harvest the olives. Then you need to press them to get the olive oil.

4 Palestinians grew olive trees in Palestine more than five thousand years ago. Today most olive trees are in the north of Palestine.



2 Work in pairs. Read the sentences in activity 1 aloud.

3 Read and circle the correct words.

- 1 Rania and Omar were / was visiting their grandparents' olive farm.
- 2 Rania was / were helping her grandmother in the kitchen.
- 3 Omar and his grandfather were / was looking at how to make olive oil.
- 4 Rania's grandmother was / were talking about making useful things with olive oil.

4 Read aloud. Then answer the questions.

Where do olive trees grow in Palestine?

Olive trees grow ...

How do you get oil from olives?

You ...

How old are some olive trees?

Some olive trees are ...

1 Read and think. Complete the sentences with correct words.

Palestinian people grew olives in Palestine five thousand years ago. See page 48. What do you know about olives in Palestine?

- 1 Some olive **trees** are (be) more than 150 years old but you can harvest olives from them.
- 2 There are (be) **millions** of olive trees in Palestine.
- 3 Palestinian **people** make (make) soap, oil and other useful things from olives.
- 4 A **farmer** presses (press) the olives to get the oil.

2 Think and write the correct questions.



1 May I drink some water, please?



2 May I come in, please?



4 May I help you carry the books?



5 May I change my place and sit with my friend, please?

3 It is very hot here. May I open the window, please?

3 Work in pairs. Ask and answer questions about making invitations, offering help and asking for permission.



1 Listen and answer the questions. ⁴⁴

- 1 Who's talking?
- 2 What does the grandmother love?
- 3 What did Omar and his grandfather talk about?
- 4 What did Rania help her grandmother make?
- 5 What did Omar help his grandfather make?

2 Read. Then listen and circle the correct words. ⁴⁵

1. Omar/Rania's grandfather and grandmother
2. when Rania/Omar(children) visit
3. olive trees in Palestine.
4. olive oil soap.
5. olive oil

- 1 Grandmother asked Rania 'Would you like to help me make soap?' She said 'Yes, I'd love / loves to.'
- 2 Omar said to his grandfather, 'May / Should I help you?' He said 'Yes, please.'
- 3 Rania loves olives, she said 'May I tries / try one?'
- 4 You harvested / harvest olives, then press them to get olive oil.
- 5 There are / were millions of olive trees in Palestine.

3 Listen and complete. Then repeat. ⁴⁶

A long, long, long time ago
 Five thousand years ago
 Palestinians lived in this country
 Our country called Palestine.
 They grew and harvested olive trees
 Because they knew how useful the
oil was.



What wise people they were!
 And now we have millions of olive trees
 growing in the north of Palestine.

4 Work in pairs. Ask and answer questions.

What can you see?

What did Rania do?

What did Omar do?

What did Rania say?

What did Omar say?

How do the grandparents feel?


1 Read the clues and complete the crossword.

Across →

- 1 You get this from olives. **oil**
- 4 Something that's good to have, you can do many things with this. **useful**
- 6 Another word for 'pick'. **harvest**
- 8 You wash your body with this. **soap**

Down ↓

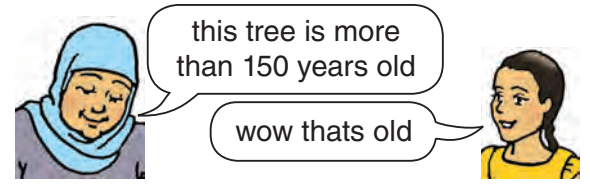
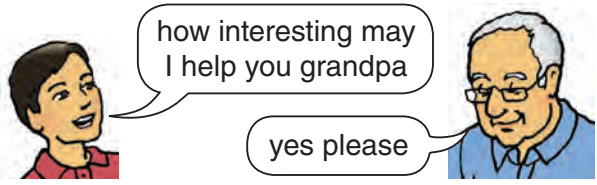
- 2 When you like something very, very much. **love**
- 3 Omar's grandfather's olive trees were about one **hundred** and fifty years old.
- 5 When you ask to help someone you say this. **may**
- 7 Olive trees grew in Palestine five **thousand** years ago.



2 Think and write the correct sentences.

Remember: we use exclamation marks with strong feelings, for example: How awful!

Remember, use a CAPITAL letter at the start of a sentence. Use a full stop at the end of a sentence. Use an exclamation mark or question mark at the end of an exclamation or question.



- 1 A: How interesting! May I help you, grandpa?
B: Yes, please.
- 2 A: This tree is more than 150 years old.
B: Wow! That's old.

3 Think and write sentences offering help and asking for permission.

4 Write the words. Practise your handwriting.

dish harvest hundred (years old) love may
million north oil soap thousand useful wise

1 Read and complete the sentences. Check your spelling.



- 1 We love seeing you! Grandpa wants you to help him make the olive oil.



- 2 Olive trees grew in Palestine more than five thousand years ago. Today there are millions of olive trees in Palestine.



- 3 Most of the olive trees in Palestine grow in the north. There are trees more than one hundred and fifty years old!



- 4 First farmers harvest the olives then they press olives and get olive oil. You can make many useful things from olive oil.



- 5 I help you?
- 6 Rania said ' May help you?' Her grandmother was very wise, she knew how to make so many things with olive oil.

2 Work in groups of three or four. Make a brochure about olives.

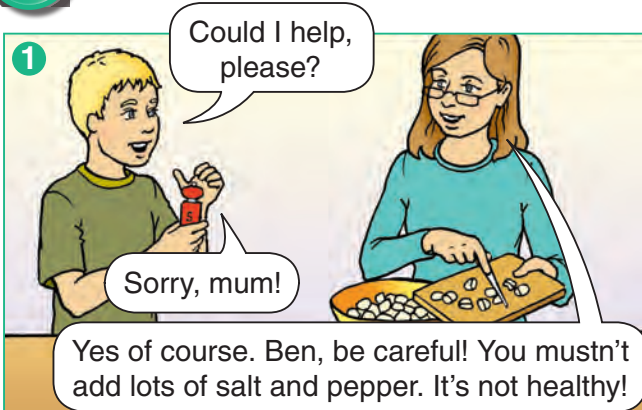


Signs around us


1 Listen and repeat.

يغلي boil	كن حذر (be) careful	نار fire	ثوم garlic	عشب grass	جائع hungry
يجب must	فلفل pepper	يستعد (get) ready	ملح salt	لافتة sign	حجر stone


2 Listen and answer the questions.



Ben's mum is making a potato dish ^{بطاطا} for the picnic. Ben is helping his mum in the kitchen.




Ben and Omar are at the park ^{مسيرة}. These signs say you must not walk on the grass and you must not make fires.



Rania, stop playing with stones. You must wash your hands.

Rania, Amy and their mums are in the park. They are getting the picnic ready.



The mothers are talking about the things they should do to make nice picnic food.


3 Listen and say.

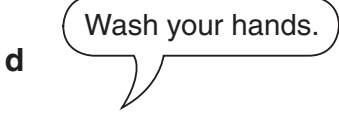
4 Listen and answer the questions.

- 1 a potato dish 2 You mustn't add lots of salt and pepper.
3 You mustn't pick the flowers. 4 ride her bike.
5 He mustn't walk on the grass.


Everyday
English

Could I help, please?
Don't walk there.
Sorry!

1 Listen and circle the words you hear. Then match them with the pictures.  47



- 1 fire e
- 2 boil f
- 3 (be) careful g
- 4 (get) ready d
- 5 salt a
- 6 pepper b
- 7 stone c



- 8 garlic m
- 9 grass k
- 10 must j
- 11 hungry h
- 12 sign l
- 13 smell i

2 Listen and repeat the passage on page 56.  48

3 Work in groups of four or five. Read the passage on page 56 aloud.

4 Read. Then work in pairs and circle the correct words.

- 1 Ben's mum made an onion / a potato dish for the picnic.
- 2 The potato dish had garlic / carrots in it.
- 3 You need to fry / boil the water to cook the potatoes.
- 4 Ben's mum added salt and pepper / pepper and oil to the potatoes.
- 5 The sign says you mustn't make a grass / fire.
- 6 Ben's mum said 'Get ready / Be careful' when Ben added the salt.

1 Listen. Thumbs up, thumbs down. 50

Answers: thumbs up 3, 4, 5, 6; thumbs down 1, 2

2 Read. Then tick ✓ the correct sentences.

- | | |
|------------------------------------------------------------------------|-------------------------------------|
| 1 The families went to the farm. | <input checked="" type="checkbox"/> |
| 2 Ben's mum made a potato dish. | <input type="checkbox"/> |
| 3 Omar walked on the grass. | <input checked="" type="checkbox"/> |
| 4 In the park you mustn't ride your bike in some places. | <input type="checkbox"/> |
| 5 Amy's mum said 'Get ready for the picnic. You must wash your hands!' | <input checked="" type="checkbox"/> |
| 6 Amy's mum made a chicken dish. | <input checked="" type="checkbox"/> |

3 Read and complete the sentences.

- Ben's mum said 'You mustn't add lots of salt to the potatoes.'
- Rania played with stones and flowers.
- Omar said 'You mustn't walk on the grass.'
- Rania's mum said 'You must wash your hands.'
- Omar's mum said 'You must be careful, it gets very hot.'
- Amy's mum said 'This smells good.'

4 Read page 56 and write answers to the questions.

- What did Ben want to add to the potatoes? add lots of salt
- What did Ben's mum say to him? be careful/You mustn't add lots of salt
- How do you make the potato dish? boil the potatoes, add in onion and garlic
- Who walked on the grass at the park? Ben
- What did Rania play with? stones and flowers
- What smelled good? The chicken dish

1 Look and complete the sentences with the correct words.

sign boil fire garlic must grass get ready



1 Rania's mum said 'That sign says you mustn't pick the flowers.'



2 Omar said 'You mustn't walk on the grass.'

3 Ben said 'You mustn't make a fire.'



4 To make the potato dish you need to boil the water and add garlic and onions.

5 Rania's mum said ' Get ready. You must wash your hands.'



2 Work in pairs. Read the sentences in activity 1 aloud.

3 Read and circle the correct words.

- 1 Ben helping / helped his mum make a potato dish.
- 2 Ben added / adding lots of salt to the potatoes.
- 3 Ben and Omar played / playing in the park.
- 4 Ben walking / walked on the grass.
- 5 Rania picking / picked the flowers.
- 6 Amy rode / riding her bike.

4 Read aloud. Then answer the questions.

Where did the families eat their picnic?

They went to the ...

What mustn't you do at the park?

You mustn't ...

What must you do before eating?

You must ...

1 Read and think. Complete the sentences with correct words.

- 1 Last weekend Ben and Omar's families went (go) to the park.
- 2 Ben helped (help) his mother make a potato dish.
- 3 Omar's mum made (make) a fried chicken dish.
- 4 Amy rode (ride) her bike.
- 5 Rania played (play) with flowers and stones.
- 6 Omar said (say) 'You mustn't walk on the grass.'

2 Think and write the correct questions.

What could you do?



Could you help me put the books on the shelf, please?



1 help / wash / dishes Could you help me wash the dishes, please?



2 help / press / olives Could you help me press the olives, please?



3 help / make / soap Could you help me make soap, please?

3 Work in pairs. Ask and answer questions about what you must or mustn't do.

What must you do in the kitchen?

What mustn't you do in the park?

What mustn't you do in the street?

What must you do in the classroom?



1 Listen and answer the questions.  51

Answers: 1 the mums/mothers/Ben and Omar's mums/mothers
 2 Ben helped her and wanted to add lots of salt to the potatoes
 3 Be careful, you mustn't put lots of salt 4 Omar helping her
 5 the chicken 6 Be careful you mustn't walk on the grass.

Mmmm, this chicken dish is good! How do you make it?



It's easy!

2 Read. Then listen and circle the correct words.  52

- The sign says 'You mustn't walk / walks on the grass.'
- The sign says, 'You mustn't picks / pick flowers.'
- The sign says 'Be careful, boiling / boil water.'
- The sign says 'You mustn't make / makes a fire.'
- The sign says 'You must washes / wash your hands.'

3 Listen and repeat.  53

Boil, olive oil, olive oil.

Boil, olive oil, olive oil.

Be careful! Be careful!
 You mustn't touch it! You mustn't touch it!

Grass, water glass, milk glass.

Grass, water glass, milk glass.

Be careful! Be careful!
 You mustn't walk fast! You mustn't walk fast!



4 Work in pairs. Ask and answer questions.

- What must you do?
- What mustn't you do?
- Where must you do it?
- When mustn't you do it?

1 Think and write sentences about the signs you see. Use *must* and *mustn't*.



1 You mustn't run./You must walk.

2 You mustn't talk./ You must be quiet.



3 You mustn't swim./You mustn't go in the sea.



4 You must do your best./You must be good.

2 Think and write the correct sentences.

Remember, use a CAPITAL letter at the start of a sentence. Use a full stop at the end of a sentence. Help the pupils to notice the use of apostrophes. Help the pupils to notice that some are rules and some are obligations.



be quiet im doing my homework

1 Be quiet! I'm doing
my homework



you mustnt play the piano when bens doing his homework

2 You mustn't play the piano
when Ben's doing his
homework.

oh no be careful omar look at that sign

3 Oh no, be careful!
Omar, look at that sign.



it says 'we mustnt skate here'

4 It says, 'We mustn't
skate here.'

3 Think and write sentences about what you must and mustn't do.

4 Write the words. Practise your handwriting.

fire boil be careful get ready salt pepper
stone garlic grass must hungry sign smell

1 Read and complete the sentences. Check your spelling.



1 We must have our fire here.

2 Please could you boil some water? We want to make some tea.

3 Please be careful Omar! Tell me when the water boils. I'll get the tea ready.



4 We're hungry. Mmm, the chicken smells great!

5 Do we have any salt and pepper? Mmm, the garlic is good.

6 Dad, you mustn't sit on the grass. The sign says, 'You mustn't walk on it.'

But Ben, we're sitting not walking!

2 Work in groups of three or four. Make a poster of signs you have seen in Palestine. Draw a new sign for our classroom.



Revision

1 Listen and read.


54



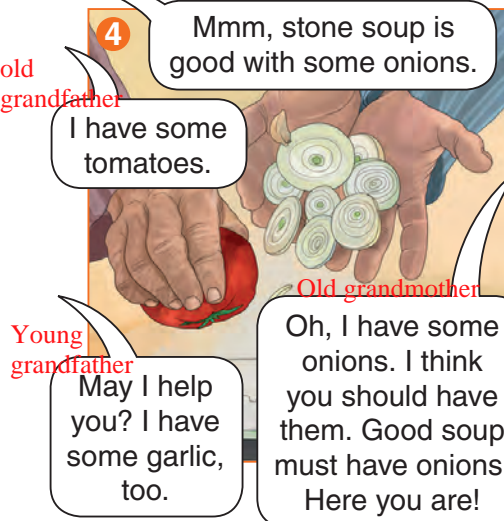
Once upon a time a wise grandfather arrived in a small town.




The wise grandfather thought and thought.



The wise grandfather took a big white stone out of his bag. He washed it and put it into the water. He put the water on the fire to boil.



The wise grandfather looked at the boiling water.



People went home and gave him all the things the wise grandfather wanted.



When everyone finished, the wise grandfather took the stone out of the soup, washed it and put it back in his bag. Then he went away.

2 Listen and answer the questions.

55

3 Listen and read aloud.

4 Work in groups of four. Read each part aloud.

Answers: 1 tired and hungry 2 Nothing; they also had no food, there were no plants 3 made some soup/made them help each other 4 gave him what they had/shared a few vegetables, carrots, potatoes, onions, a chicken 5 good soup 6 to show them that together they could help each other but alone they could not, they had to share

1 Listen. Say Hurray or Boo.  56
 Answers: Hurray 2, 4, 6; boo 1, 3, 5

2 Read and match.



a I have some onions. 3



b I know I will make some soup. 4



c Could I have some food, please? 1



d We have no food. 2

3 Look at the pictures and write the sentences.



1 Could I have some food, please?



2 We have no food



3 I know. I will make some soup.



4 I have some onions.

4 Look and complete the sentences.



Once upon a time a wise grandfather arrived in a small village.
 He was tired and hungry.
 The people said 'We have no food'.



He had a big stone.
 He said 'I will make soup.'
 He asked for some water'.



The grandfather made a fire and boiled the water.
 He put the stone into the water'.



A grandmother said 'You can have these onions.'
 The grandfather put the ...
onions in the water



The people gave the grandfather all the things.
 The grandfather put the ...
chicken in the water



The people were not hungry.
 The grandfather went away'.

1 Look and complete the sentences with the correct words.

because bottom fried food pyramid hundred a little
millions prefer should top

- The food pyramid shows us the food you should eat. On the bottom you can see the food you can eat lots of and the top food you can eat a little.
- Fried food is not healthy. I prefer a little meat, rice and some salad because they are healthy.
- Millions of olive trees grow in Palestine. Some olive trees are more than one hundred and fifty years old.

2 Work in pairs. Read the sentences aloud.

3 Read and circle the correct words.

- You **should** only drink / drinks a little fizzy drink because it is very sweet. You **should** eats / eat lots of fruit and vegetables.
- You **shouldn't** buys / buy lots of fried food because it makes you fat. You **should** take / takes bread and a little meat on a picnic.
- Rania's **grandmother** make / makes olive oil soap. Rania asks 'May / Must I try an olive?'
- Omar's **grandfather** press / presses the olives and gets olive oil. Omar asks, 'Mustn't / May I put the oil in a bottle?'

4 Read aloud.

One day I arrived in a town. I was very hungry. I said 'Could I have some food, please?'

The people were also very hungry. They said 'We have no food.'

I thought and thought and said 'I know I will make you some stone soup.'


I made a fire and boiled some water. I put a big white stone in the water. Then I said 'Stone soup is good with onions in it.'

The people gave me what they had, I put garlic, tomatoes, carrots and potatoes in the water. Then a grandmother gave me a chicken. I boiled the soup, it smelled good.

All the people came with their bowls. We all ate the soup together. They said 'Thank you for making the soup.' I said 'We made this soup together, it's YOUR soup.' This story tells you that ...




Answers: 1 Amy and Rania 2 Rania's mum says 'You mustn't swim here.' 3 They get ready for lunch. 4 They are flying their kites. 5 It goes into an olive tree. 6 You mustn't fly your kites here. 7 You must wash your hands with soap./Your hands are dirty.

1 Listen and answer the questions.  57

2 Read and complete the sentences.

thousand north grass useful
be careful boiling harvested
mustn't sign



- 1 Amy, please be careful. The water is boiling. You mustn't throw in the pasta.
- 2 Palestinians grew and harvested olives five thousand years ago. Most of the olive trees grow in the north of Palestine. You can make lots of useful things from olives.
- 3 This sign says you mustn't ride your bike on the grass.

3 Work in pairs. Ask and answer the questions.

- What were Amy and Rania doing?
- What were Ben and Omar doing?
- What mustn't the girls do?
- What mustn't the boys do?
- What must the girls do?
- What must the boys do before lunch?

4 Work in pairs. Choose a task from Units 6–8. Then talk about it to another pair.

5 Whole class. Choose a song or rhyme from Units 6–8.

My dictionary

Write the words in Arabic to help you remember what they mean.

People (jobs)

diver _____

Animals

mouse _____

ox _____

Food and drink

(good) advice _____

burger _____

(fizzy) drink _____

food pyramid _____

fried _____

garlic _____

pepper _____

salt _____

Nouns

fire _____

grass _____

sign _____

stone _____

Position

bottom _____

north _____

top _____

Places

summer camp _____

Inside or outside a building

stairs _____

Something bad has happened

accident _____

Talking about people

anyone _____

someone _____

How you do something

together _____

Numbers

thirteenth _____

fourteenth _____

fifteenth _____

sixteenth _____

seventeenth _____

eighteenth _____

nineteenth _____

twentieth _____

twenty-first _____

twenty-second _____

thirtieth _____

thirty-first _____

hundred (years old) 100

thousand (years ago) 1,000

million 1,000,000

Activities

argue (with someone)

attack (someone)

back (return)

bang (into something)

be tired

boil (water)

burst (something)

call (for help)

chase (someone/something)

could (polite request)

crash (into something)

cry

fall (down)

fight (someone)

fry (food)

give back

happen

harvest (food)

invite (someone)

lend (something)

love (someone)

miss (a person)

prefer (something)

push (someone)

share (something)

smell (something)

turn (over)

understand (something)

Made from olives

dish

oil

soap

What to do

could

may

must

mustn't

should

shouldn't

Game

quiz

Condition

problem

Adjectives (words to talk about people, food and places)

(how) awful _____
a little _____
(fizzy) drink _____
funny _____
hungry _____
noise _____
other _____
safe _____
still (remain) _____
sweet _____
useful _____
wise _____

Conjunction (used to join two ideas)

because _____
but _____
when _____
while _____

Everyday English

Be careful! _____
Come and get me!

Could I help, please?

Don't walk there. _____
Go ahead. _____
Go away! _____
Hey! _____
How clever! _____
I'd love to help. _____
I'm sorry. _____

It's fine. _____
It's not healthy! _____
Let me think! _____
May I help you? _____
Oh dear! _____
Oh dear, yes! _____
Oh good! _____
Oh that hurt! _____
Phew! _____
Poor ox! Poor ...! _____
Sorry! _____
Thank goodness!

Welcome back! _____
What happened?

Who do you think you are?

Wonderful! _____
Yes, of course. _____
Yes, sure. _____

Macmillan Education
Between Towns Road, Oxford OX4 3PP
A division of Macmillan Publishers Limited
Companies and representatives throughout the world

ISBN 978-0-230-41562-1

Text, design and illustration © Macmillan Publishers
Limited 2013

Written by Wendy Arnold

The author has asserted her rights to be identified as the
author of this work in accordance with the Copyright,
Design and Patents Act 1988

First published 2013

All rights reserved; no part of this publication may be
reproduced, stored in a retrieval system, transmitted in
any form, or by any means, electronic, mechanical,
photocopying, recording, or otherwise, without the
prior written permission of the publishers.

Designed by Melissa Orrom Swan
Typeset by J&D Glover Ltd
Illustrated by Giorgio Bacchin, Moreno Chiacchiera,
Claire Mumford, Andy Robb and Simon Rumble
Cover design by Macmillan Publishers Limited 2011
Cover photograph © Jihad Ayoush
Picture research by Alison Prior

The author would like to thank her project managers, Melanie
Hardwick and James Maroney, the editor Charonne Prosser,
the publishing team at Macmillan, as well as all the committee
in Palestine who have tirelessly given their time to this project.
A special thank you to Mrs Reem Ayoush who went over and
beyond the call of duty to work with the team.

The author and publishers would like to thank the following
for permission to reproduce their photographs:
Alamy/Markos Dolopikos p55(br), Alamy/Nick Ledger p11(r),
Thinkstock/iStockphoto p11(l), p51(tr), p53(mr), p55(l&r).

Any views expressed in this publication are those of the
Palestinian National Authority and represented by the
Publisher on behalf of the Authority.

These materials may contain links for third party websites.
We have no control over, and are not responsible for, the
contents of such third party websites. Please use care when
accessing them.

Although we have tried to trace and contact copyright holders
before publication, in some cases this has not been possible.
If contacted we will be pleased to rectify any errors or
omissions at the earliest opportunity.

Printed and bound in Palestine

2017 2016 2015 2014 2013
10 9 8 7 6 5 4 3 2 1

المكتبة الفلسطينية
الشاملة للمعلم والطالبة
تحضير دروس - اختبارات - أوراق عمل



لتحميل المزيد من موقع المكتبة الفلسطينية الشاملة

<http://www.sh-pal.com>

تابعنا على صفحة الفيس بوك: www.facebook.com/shamela.pal

تابعنا على قنوات التلجرام: www.sh-pal.com/p/blog-page_42.html

أقسام موقع المكتبة الفلسطينية الشاملة:

www.sh-pal.com/p/blog-page_24.html: الصف الأول:

www.sh-pal.com/p/blog-page_46.html: الصف الثاني:

www.sh-pal.com/p/blog-page_98.html: الصف الثالث:

www.sh-pal.com/p/blog-page_72.html: الصف الرابع:

www.sh-pal.com/p/blog-page_80.html: الصف الخامس:

www.sh-pal.com/p/blog-page_13.html: الصف السادس:

www.sh-pal.com/p/blog-page_66.html: الصف السابع:

www.sh-pal.com/p/blog-page_35.html: الصف الثامن:

www.sh-pal.com/p/blog-page_78.html: الصف التاسع:

www.sh-pal.com/p/blog-page_11.html: الصف العاشر:

www.sh-pal.com/p/blog-page_37.html: الصف الحادي عشر:

www.sh-pal.com/p/blog-page_33.html: الصف الثاني عشر:

www.sh-pal.com/p/blog-page_89.html: ملازم للمتقدمين للوظائف:

www.sh-pal.com/p/blog-page_40.html: شارك معنا:

www.sh-pal.com/p/blog-page_9.html: اتصل بنا: